

jazz

quiz

yet

y z zz qu

yes

buzz

quill



fizz

quit

zap

Cut out
symbol
tokens.

X
jazz

X
quiz

X
yet

X
yes

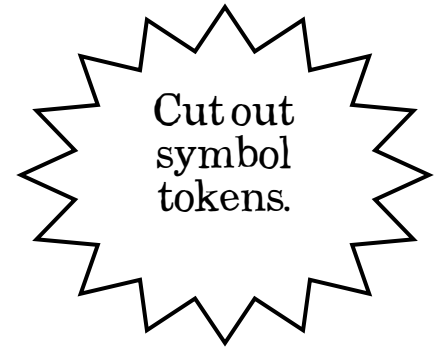




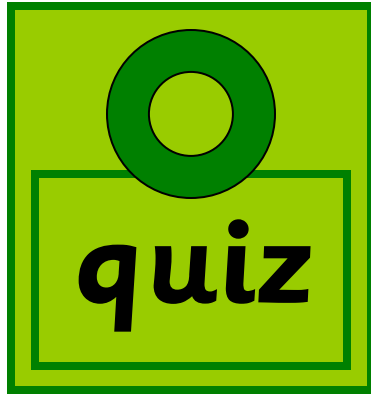
X
buzz

X
quill

X
fizz

X
quit

X
zap



How to Play Phonic Noughts and Crosses

This is a great game to teach children how to read simple CVC words .

Preparation

Print the game board and player tokens. Laminate both. Cut out the yellow and green player tokens.

Demonstrate how to play simple noughts and crosses on the board.

How to Play

1. Each player picks their symbol - nought or cross.
2. Children take it in turns placing their symbol on a square, where ever they like as long as they can read the word on their card and the word on the board. For example place the symbol card (X cat) on the square on the board with the word (cat) on it.
3. The aim of the game is to get three of the same symbols in a row vertically, horizontally, or diagonally. Once a player has 3 symbols in a row he/she must read all three words to claim victory.
4. If all the squares are filled without a win, the game is a draw (or called a cat's game).

Extension

Explain to children there is a second aim: to line up three of their symbols and to prevent their opponent lining up three.