

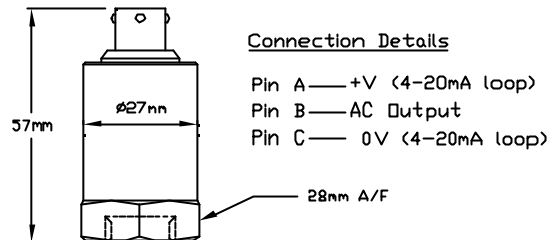


MTN/1186 Series

Dual Output Accelerometer for PLC Interface & Data Collection

Applications

- Air handling units
- Building services
- Fans, pumps



Technical Specification

Current Output	4-20mA DC proportional to RMS velocity (mm/s)
AC Output	AC voltage proportional to acceleration (g)
Measurement Range	See table below
Frequency Response	2 Hz to 1 kHz $\pm 10\%$ for velocity output -3 dB at 0.8 Hz for AC output
Dynamic Range	30g peak for 100mV/g; 60g peak for 50mV/g
Mounted Resonance	5 kHz min
Bias Voltage (AC output)	3 Volts
Isolation	Base isolated
Operating Temp Range	-25 to 90 °C
Temperature Sensitivity	0.08 %/°C
Transverse Sensitivity	Less than 5%
Supply Voltage	12-32 Volts DC (4-20 mA)
Case Material	Stainless steel
Weight	150 gms (nominal)
Sealing	IP67
Mounting Torque	8 Nm
Mating Connector	MTN/MH008
Options	Ranges, filters, mounting threads, mating cable assemblies, high temperatures.

ORDER CODE PART No	MOUNTING	xx =VELOCITY RANGE AVAILABLE (+/- 10%)	SENSITIVITY (AC) (+/- 10%)
MTN/1186-xx MTN/1186Q-xx	¼" UNF FEMALE QUICK FIT FEMALE	0-10 mm/sec RMS 0-20 mm/sec RMS 0-25 mm/sec RMS	100 mV/g 100 mV/g 100 mV/g
FOR OTHER MOUNTINGS SEE OVER PAGE.		0-50 mm/sec RMS 0-100 mm/sec RMS	50 mV/g 50 mV/g

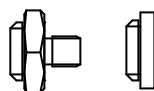
Mounting Adapters and Studs

Studs and Grub Screws



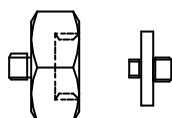
Male Studs		
Product Code	From	To
MS036	1/4" - 28 UNF	M6
MS039	1/4" - 28 UNF	10 - 32 UNF
MS067	1/4" - 28 UNF	M8
MS068	1/4" - 28 UNF	1/4" - 28 UNF
MS124	1/4" - 28 UNF	M10
MS132	1/4" - 28 UNF	M12

Quick Fit Adapters



Quick Fit (Q/F)		
Product Code	From	To
MS001	Q/F Male	Glue Base
MS002	Q/F Male	M8 Male
MS003	Q/F Male	M10 Male
MS004	Q/F Male	1/4" - 28 UNF Male
MS006	Q/F Male	M6 Male

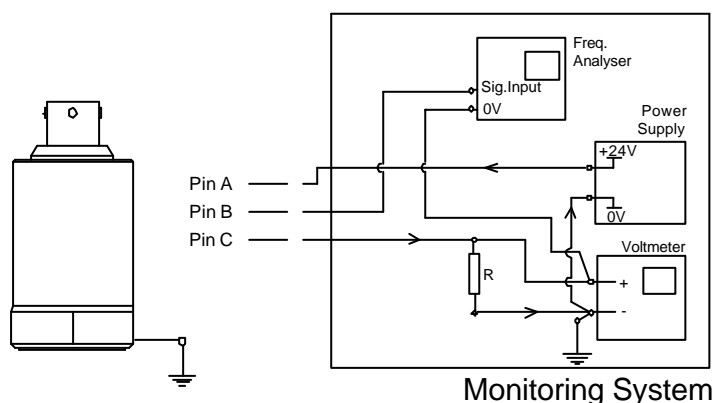
Other Adapters



Mounting Adapters		
Product Code	From	To
MS005	Q/F Male	1/4" - 28 UNF Female
MS007	Q/F Male	10 - 32 UNF Female
MS008	Q/F Male	M8 Female
MS011	1/4" - 28 UNF Male	Q/F Female
MS013	1/4" - 28 UNF Male	Glue Base
MS033	1/4" - 28 UNF Male	Q/F Female
MS038	Q/F Male	M8 Conical Male
MS061	1/4" - 28 UNF Male	10 - 32 UNF Male
MS079	1/4" - 28 UNF Male	Q/F Female
MS106	Q/F Male	M10 Female

Isolation		
Product Code	From	To
MS034	1/4" - 28 UNF Male	1/4" - 28 UNF Female
MS093	Q/F Male	M8 Male

System Connection



Notes: $R_{max} = 50(V_{supply} - 12)$

To avoid spurious signals the body of the sensor must be grounded by the machine or by a grounded connector shell. The monitoring system 0V should also be grounded.